




BOOKMATES'

LOVE, LAUGH, LEARN: Weekly Literacy Resources



The Very Hungry Caterpillar by Eric Carle



If you don't have the book at home, copy and paste this link to hear the author read the book to you! https://www.youtube.com/watch?v=eXHScpo_Vv8

After reading the book, you can try some of the following activities which build on concepts from the book and create fun early learning experiences!:

Make a Caterpillar Sorting Container!

Materials needed: An empty container; cardboard circles or frozen juice lids; pictures of food cut out from grocery store flyers or printed from the internet; markers/crayons; glue; paper.

Cover the container in paper and decorate to look like a caterpillar. Cut a slit in the container large enough to fit the cardboard circles or juice lids. Decorate the cardboard circles or juice lids with food items the caterpillar ate. You can paste pictures from grocery flyers or draw the items yourself! "Feed" the container caterpillar with these items. Sort according to colour, food group, favorites etc or re-tell the story and practice sequencing (telling the story in the same order it was told in the original book)



Playdough fun!



Materials needed: Bright coloured playdough, shape cutters, other tools that can be used to make shapes in playdough (plastic knives, toothpicks, scissors, pens, etc)

Put the book out on the table along with the playdough and cutting materials. You can also add plastic food toys you might have around your house. Your child will likely start making connections and will create some of the items from the book with the playdough, perhaps re-telling the story in the process. Super easy and fun language and literacy development activity!

GET ACTIVE!!!

- Wiggle like a caterpillar or run around and fly like a butterfly
- Go outside and see if you can find a caterpillar or any other insects
- Act out the book - make props to look like some of the things in the book or use real food at snack time and pretend you are the hungry caterpillar as you eat



Sing!

Caterpillar, Caterpillar

(Sung to the tune of "Teddy Bear, Teddy Bear")

Caterpillar, caterpillar **(arms up high)**
Turn around. **(turn around)**
Caterpillar, caterpillar **(all fall down)**
Wiggle on the ground. **(wiggle on the floor)**
Caterpillar, caterpillar **(stand up)**
Spin a cocoon. **(twirl around)**
Caterpillar, caterpillar **(sit down)**
Sleep until noon. **(pretend to sleep)**




The Fuzzy Caterpillar

(Sung to the tune of: "Itsy Bitsy Spider")

The fuzzy caterpillar
Curled up on a leaf,
Spun her little chrysalis
And then fell fast asleep.
While she was sleeping
She dreamed that she could fly,
And later when she woke up
She was a butterfly!

Or listen to this fun song about the Hungry Caterpillar on Youtube!

<https://www.youtube.com/watch?v=tUBBh4QzTU>



**Need a laugh? Try this joke with your child:
What do insects learn at school?
Mathematics!**

Literacy Tip of the week: Any book your child wants to read is a “good book”. However, some of the tips below might help with choosing an appropriate book for different ages and stages

Infants:


- ❖ Board books for chewing with simple pictures
- ❖ Picture, rhyme and story books
- ❖ Black and white picture books (the contrast between dark and light allows them to focus their eyes on the pictures)
- ❖ Books with faces of children and family

Toddlers:

- ❖ Concept books about shapes, colours, animals, numbers or letters
- ❖ Short picture and story books with clear pictures
- ❖ Sturdy board books that they can carry and allow for playing
- ❖ Interactive books (lift the flap, touch and feel etc)

Preschoolers:

- ❖ Predictable books that have patterns that repeat. Children can “read” the story through memorizing
- ❖ Longer picture and story books as your child increases her attention span
- ❖ Stories based on life-like adventures
- ❖ Wordless books that encourage children to tell their own stories



Make Your Own Book:



This week's book: A "Step" Book

Materials needed: paper, markers or crayons, stickers or cut out food from grocery store flyers (optional), stapler or hole punch and yarn (for binding)

Directions: Use three to five sheets of paper and lay them one on top of the other with about 1" overlap in between. Hold the bottom of the pages securely and flip the bottom to the top so that they also line up with about 1" spacing. Crease at the fold then staple or hole punch on the fold. Weave yarn through holes to create binding. The book can also be turned sideways to use.

Decorate the pages with things that the hungry caterpillar ate, use it as a counting book, fill it with photos of things you would eat if you were the hungry caterpillar, or have your child recreate the story as they would like to tell it!



623 Erin St
Winnipeg, MB
R3G 2W1
(204) 582-1804
bookmate@mts.net
www.bookmates.ca



Bookmates Inc is a
non-profit
organization focused
on the development,
training and delivery
of family literacy and
learning programs