



## CIRCLE TIME IDEAS

~ JUNE ~

**June 16th is Father's Day!** Father's Day is a day to celebrate Dad and a time to honor all father figures in our life. Show Dad how much he means to you with some of these arts and crafts and rhymes and songs.

### SONGS & RHYMES

#### **Daddy Daddy**

(Tune: Twinkle, Twinkle, Little Star)

Daddy, Daddy, I love you  
And all of the things we do  
You will always play with me  
You make me laugh so easily  
Daddy, Daddy, I love you  
And all of the things we do!

#### **Daddy Loves Me**

(Tune: Mary Had a Little Lamb)

\_\_\_\_\_ has a really great dad  
Really great dad  
Really great dad  
\_\_\_\_\_ has a really great dad  
But mine's the best of all!

\_\_\_\_\_ loves his/her dad so much  
Oh so much  
Very, very much  
\_\_\_\_\_ loves his/her dad so much  
Because he loves him/her too!

He/She followed him to work one day  
To work one day  
To work one day  
He /She followed him to work one day  
Because he/she missed him so!

She/He gave her/his father kisses and hugs  
Kisses and hugs  
Kisses and hugs  
She/He gave her/his father kisses and hugs  
Because it's Father's Day!


Happy Father's Day!

**Oh My Daddy!**  
(Tune: My Clementine)


Oh my Daddy, Oh my Daddy,  
Oh my daddy, I love you!  
Please come out and play  
All night and day  
Oh my Daddy  
I love you!




## BOOK SUGGESTIONS




**An Ode to Fathers & Stepfathers:  
Dad and Pop**  
By Kelly Bennett



**A Perfect Father's Day**  
By Eve Bunting



**A Father's Day Thank You**  
By Janet Nolan



## The Night Before Father's Day By Natasha Wing

### SNACK IDEAS

#### **Father's Day Snack Tie**

An edible tie made out of crackers, cheese and pickles. This snack idea also makes a perfect Father's Day gift for Dad!! You will need triangular-shaped crackers (Triscuit) formed into the shape of a tie on a plate. Please pieces of cheese along the crackers. Top the cheese with pieces of pickles.

#### **Yummy POP-sicles**

This easy recipe needs only a few key ingredients:

- 1 cup yogurt (any flavor)
- 1 cup of fresh or frozen fruit such as strawberries, blueberries, bananas or peaches
- 2 tablespoons honey or agave nectar
- 1 set of 6 popsicle molds (if you do not have a popsicle mold you can also use small paper cups & wooden sticks)

Add the fruit, honey and yogurt in a blender and blend until the mixture is smooth and creamy. Fill each of the popsicle molds 3/4 of the way full. Don't forget the stick if using paper cups! Place them in the freezer for several hours. Then enjoy!

### ARTS & CRAFTS IDEAS

**Note:** Best practice is to allow children to express their own creativity without using patterns.

#### **Best Dad Hands Down**

Have the children paint their hands or press into a stamp pad. Then had the children press their handprints side by side on the paper. Then have an adult write "BEST DAD – HANDS DOWN!" on the paper.

Supplies needed:

- **Stamp Pad or Tempera Paint (any color)**
- **Markers**
- **Paper**

### **Father's Day Coupon Card**

Create a card by folding a piece of construction paper in half. Write "*Happy Father's Day*" or another personal message on the front page. Decorate. Then create a "coupon" to place inside the card. Help your child write a personal chore (or have a pre-printed message) they can do for Dad and sign their name. The coupon can be for anything such as a big hug or a simple chore (like washing the car, taking out the garbage, picking up toys).

Supplies needed:

- **Construction Paper**
- **Markers**
- **Stickers**

## **GAMES & ACTIVITIES**

### **Activity #1: Daddy & Me Blindfold Game**

Children must partner up with their Father or Grandfather (uncle, other father figure). The object is to find some kind of a hidden prize (candy, small toys, etc). Father must wear a blindfold and the children must direct the father to the prize. The first team to find the prize (or the most prizes) wins.

### **Activity #2: Face-Shaving Race**

This game is best played outdoors. Provide your class with cool- whip (shaving cream) and a craft stick (shavers). Sit the fathers (or other children if fathers are not present) in a row and proceed to have a face- shaving race. This is a great photo opportunity as well as loads of fun!

### **Activity #3: Play with me, Daddy!**

June is a great time to get outdoors and have some fun together. All dads love sports. Find some time to play some of your favorite sports with dad – soccer, baseball, lawn bowling, bike riding or maybe even flying a kite! You decide! Spend the day together!

## SPOTLIGHT ON SAFETY

### Discussion #1: Staff Qualifications

#### GUIDELINE

Basic training in early childhood development is recommended for all Program Leaders.

At least one participating group member on site at all times has current training in First Aid and CPR. A copy of the certificate is kept on file.

#### BEST PRACTICE

Program Leaders participate in professional development to ensure the program philosophy, goals and programming reflect current research and inclusiveness in early childhood education.

Program Leaders share resources and training opportunities with families. Program Leaders refer families to known community resources and supports, as necessary.

Every person working directly with children completes written authorization form to release information about their criminal record, and from the child abuse registry established under *The Child and Family Services Act*.

A person may not be left alone with children until it's confirmed that the information about the person from the criminal record check and child abuse registry is satisfactory.

All documentation is stored in a confidential manner.

