

# CIRCLE TIME IDEAS

## ~SEPTEMBER~



**It's Fall!** The days are shorter and the nights are cooler. The trees are turning beautiful colors -- yellow, red, and orange, sending a warm farewell to summer.

### SONGS & RHYMES

#### **The Leaves on the Ground**

(Tune: The Wheels on the Bus)

The leaves on the trees turn orange and red,  
orange and red, orange and red.  
The leaves on the trees turn orange and red.  
All around the town.

The leaves on the ground go swish, swish, swish,  
swish, swish, swish, swish, swish, swish.  
The leaves on the ground go swish, swish, swish  
All around the ground.

The leaves on the trees tumble down, tumble down,  
tumble down.  
The leaves on the trees tumble down  
Down to the ground.

We'll rake the leaves in a pile and jump right in!  
Jump right in, Jump right in!  
We'll rake the leaves in a pile  
All around the town.

#### **Leaves are Changing**

(Tune: Frere Jacques)

This is an echo song. You sing and then the children repeat.

Leaves are changing (kids repeat)  
All around (kids repeat turning around)  
Red, yellow and orange(kids repeat making a  
rainbow arch)  
Some are brown. (kids repeat)  
Leaves are falling (kids repeat wiggling finger from  
high to low)  
To the ground. (kids repeat bringing fingers to  
touch the ground)  
Floating on the breeze. (kids repeat lifting up arms  
and toes)  
Down, down, down. (kids repeat falling down to the  
ground)

#### **I'm a Little Chipmunk**


(Tune: I'm a Little Teapot)

I am a little chipmunk  
High up in the tree.  
Autumn leaves are falling  
All around me.


Winter will soon be coming  
I work all day  
Finding nuts and acorns  
To store away.




## BOOK SUGGESTIONS




Why Do Leaves Change Color?  
By Betsy Maestro




Red Leaf, Yellow Leaf  
By Lois Elbert



Let it Fall  
By Maryann Cocca-Leffler



Awesome Autumn  
By Bruce Goldstone



Autumn Leaves  
By Ken Robbins

## SNACK IDEAS

**Note:** Always be aware of food allergies of all participants!

### **Apple Smiles**

Give each child 2 apple wedges. Have them spread caramel on one side of both wedges. Next take mini-marshmallows and sandwich them between the 2 wedges, creating an apple smile!

## ART & CRAFT IDEAS

**Note:** Best practice is to allow children to express their own creativity without using patterns.

### **Leaf Bookmark**

Cut construction paper into 3x6 inch rectangles and arrange collected leaves onto same sized contact paper. Put the construction paper over the contact paper and trim around the edges.

Supplies needed:

- **Construction Paper**
- **Leaves**
- **Scissors**
- **Contact Paper**

### **Autumn Leaf Rubbing**

Use autumn crayon colors (red, yellow, orange, brown). Have the child place a variety of leaves on a table and lay a piece of white paper over top. Show the child how to gently rub a peeled crayon on its side over the leaves to make the raised surfaces of the leaves show up.

Supplies needed:

- **White Paper**
- **Leaves**
- **Crayons**

## GAMES & ACTIVITIES

### **Activity #1: Nature Walk**

Go on a nature walk with children. Take along a bag to place leaves in. Pick up leaves of all sizes, shapes, and colors. Have children examine them. Help them write down what they see or write a story about how the leaves fell to the ground.